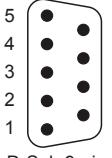
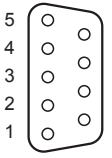


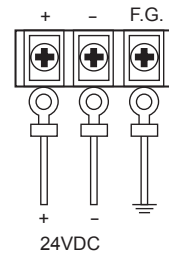
Serial Interface

- All devices are connectable with LP-S044 including PC, PLC, serial printer, barcode reader and dedicated connectors can be connected with both RS232C and RS422 ports.
- Device must be set for the port in system setting for LP-S044, LP-S070. For details, refer to "GP user manual".
- Use the dedicated communication cable for the each connected device.
(Refer to the "GP/LP Communication Cables" of page R-32)
- For the method of wiring external devices like PLC, refer to "GP/LP communication manual".

Port	NO.	Pin (GP-S044, GP-S057, GP-S070)	Pin (LP-S044, LP-S070)
 D-Sub 9-pin Male	1	Not used	Not used
	2	RXD	RXD
	3	TXD	TXD
	4	DTR	DTR
	5	SG	SG
	6	DSR	DSR
	7	Not used	Not used
	8	Not used	Not used
	9	Not used	Not used
 D-Sub 9-pin Female	1	TXD+	TXD+
	2	RXD+	RXD+
	3	Not used	Not used
	4	Not used	Not used
	5	SG	SG
	6	TXD-	TXD-
	7	RXD-	RXD-
	8	Not used	Not used
	9	Not used	Not used

Power Wiring

- For power supply, use the wire of which cross section is at least 0.75mm² and use the wire of which cross section is at least 1.25mm² for grounding.
- Use crimp-on type terminal with at least 3mm of internal diameter and less than 6mm of external diameter.
- Do not apply power before power line connection.
- Check power polarity.
- Tighten the terminal screw with 0.5 to 0.8N·m torque.
- Ground resistance should be less than 100Ω and ground it separately.



Battery Replacement

Please contact out distributor to replace battery.
It may cause an explosion or a fire when improper battery is used.

Caution During Use

- Use communication cable after checking whether there is break, short.
- Please install power switch or circuit-breaker in order to cut power supply off.
- Separate this unit from high voltage line, power line to avoid inductive noise.
- Do not use this product at below places.
 - Place where there is severe vibration or impact
 - Place where dust exists, or corrosion causing environments.
 - Place where strong magnetic field or electric noise are generated
 - Place where is temperature/humidity is beyond the specification
 - Place where strong alkalis or vibration or impact
 - Place where there are direct ray of the sun
- This product may be used in the following environments.
 - It shall be used indoor.
 - Altitude up to 2,000m
 - Pollution degree 2
 - Installation category II

(A) Photoelectric Sensors

(B) Fiber Optic Sensors

(C) Door/Area Sensors

(D) Proximity Sensors

(E) Pressure Sensors

(F) Rotary Encoders

(G) Connectors/ Sockets

(H) Temperature Controllers

(I) SSRs / Power Controllers

(J) Counters

(K) Timers

(L) Panel Meters

(M) Tacho / Speed / Pulse Meters

(N) Display Units

(O) Sensor Controllers

(P) Switching Mode Power Supplies

(Q) Stepper Motors & Drivers & Controllers

(R) Graphic/ Logic Panels

(S) Field Network Devices

(T) Software